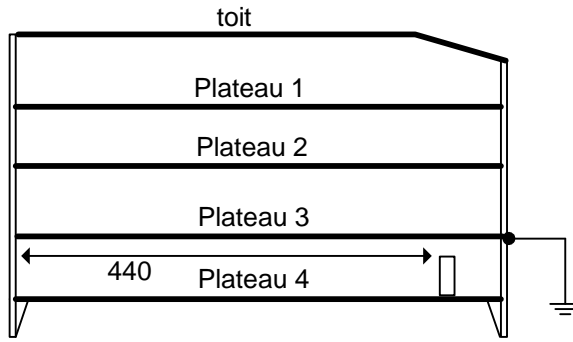
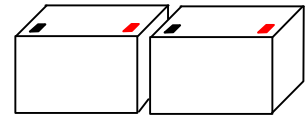


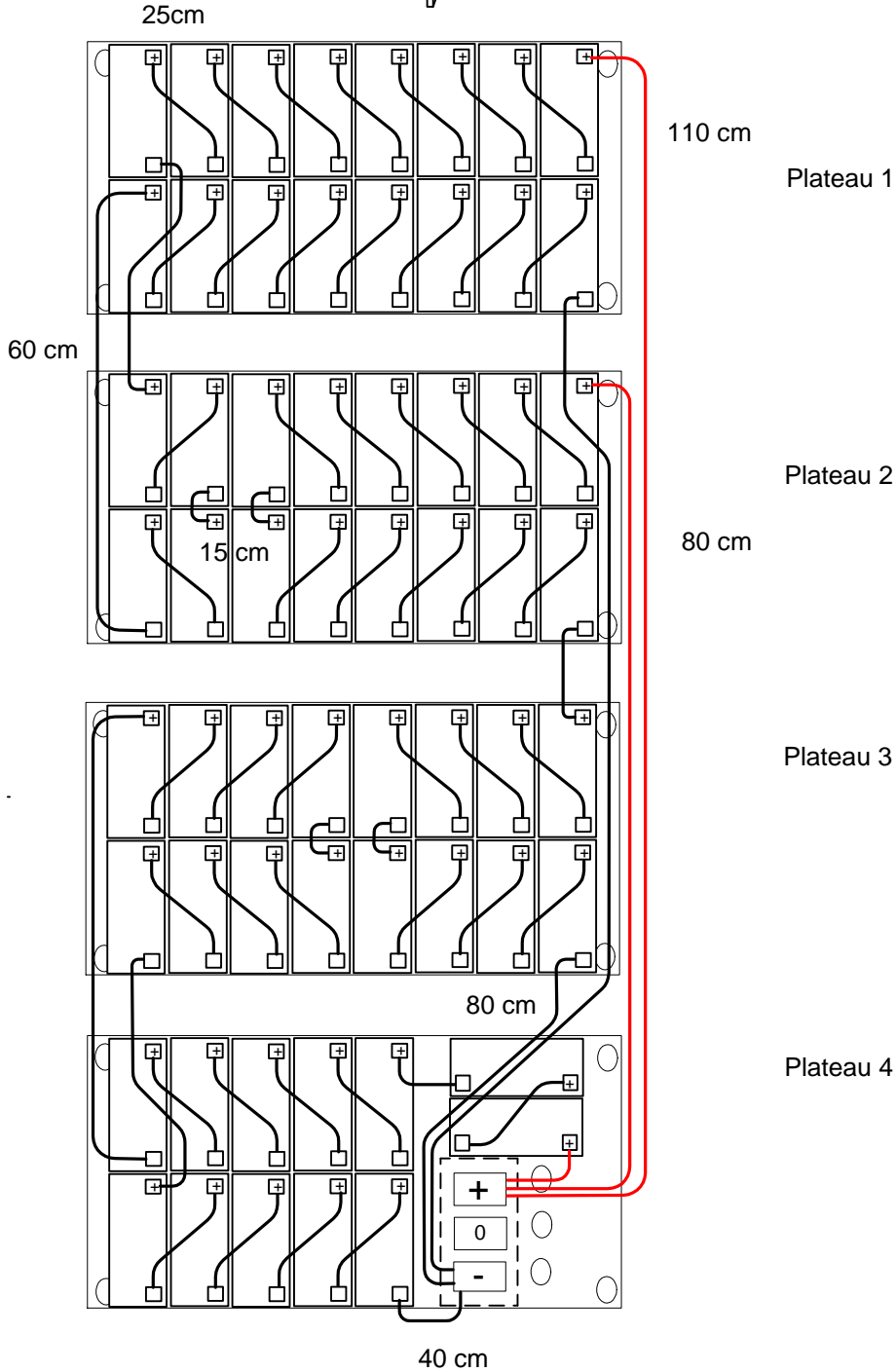
Dimensions en mm	
Hauteur	1100
Largeur	750
Profondeur	404
H. entre plateau	240
Plateau	725x370
BATTERIE 12V 17AH Y/5	



Disposition des batteries :



ECHELLE
1/10



110 cm	M6	M8	2	
80 cm	M6	M8	2	
80 cm	M6	M6	3	
60 cm	M6	M6	5	
40 cm	M6	M8	2	
25 cm	M6	M6	47	
15 cm	M6	M6	4	
	Cosse		Quantité	OK

15-20 KVA	16 mm ²	80 A
10 KVA	10 mm ²	50 A
5 - 6 KVA	6 mm ²	40 A
Puissance	Section	Fusible



Visa: MCO

BC30 3x 20 x 12V 17 AH

22/02/2012