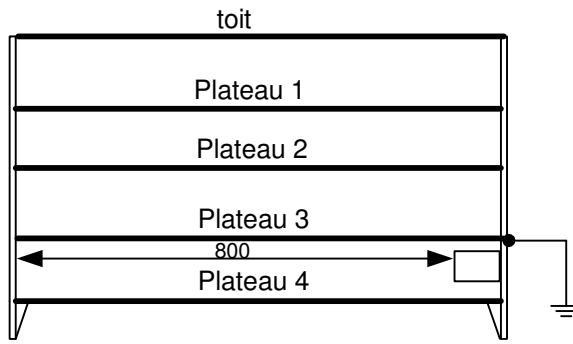
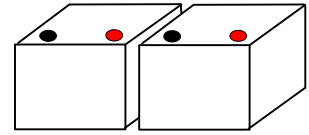


Dimensions en mm	
Hauteur	1070
Largeur	920
Profondeur	390
H. entre plateau	238
Plateau	850X350

BATTERIE 12V 40AH Y/10

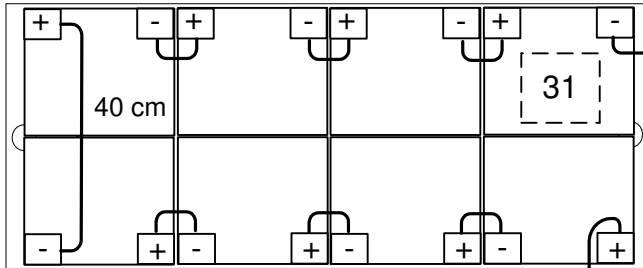


Disposition des batteries :

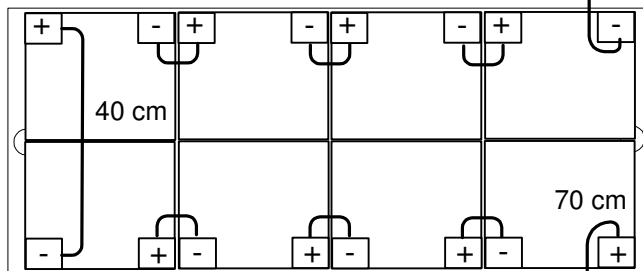


ECHELLE
1/10

Armoire 1

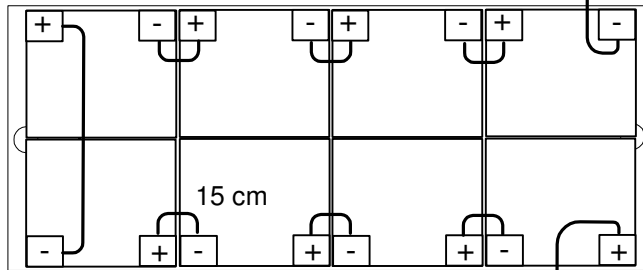


Plateau 1

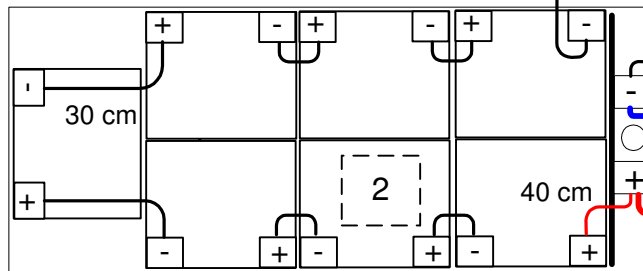


110 cm

Plateau 2

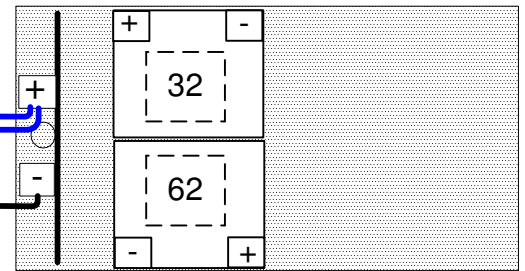


Plateau 3



Plateau 4

Armoire 2



Vers onduleur

60 KVA	25 mm ²	100 A	110 cm	M6	M8	6	
40 KVA	16 mm ²	80 A	70 cm	M6	M6	6	
30 KVA	16 mm ²	63 A	40 cm	M6	M6	6	
20 KVA	10 mm ²	50 A	40 cm	M6	M8	2	
10 - 15 KVA	6 mm ²	32A	30 cm	M6	M6	4	
			15 cm	M6	M6	44	
Puissance	Section	Fusible	Cable	Cosse		Quantité	OK



Visa: MCO

2 x BC30 31 x 12V 40 AH

20/12/2011